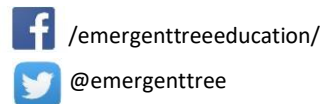


Using the Competing Behavior Pathway as a Progress Monitoring Tool

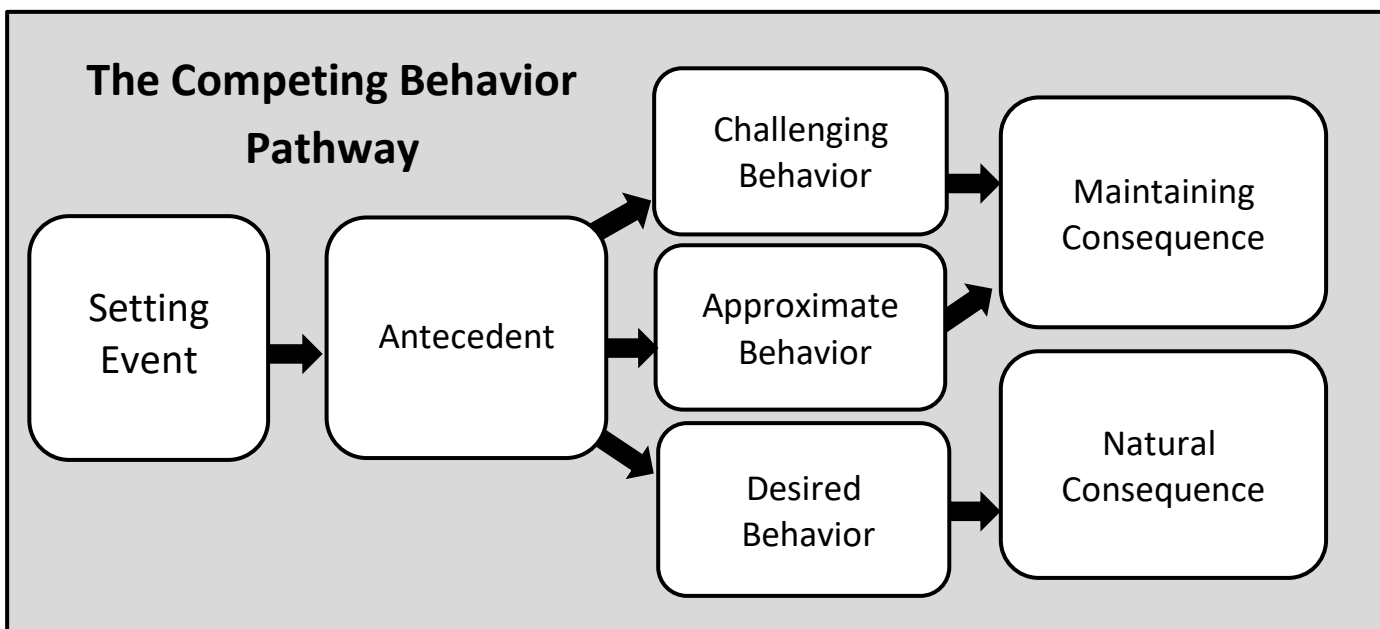


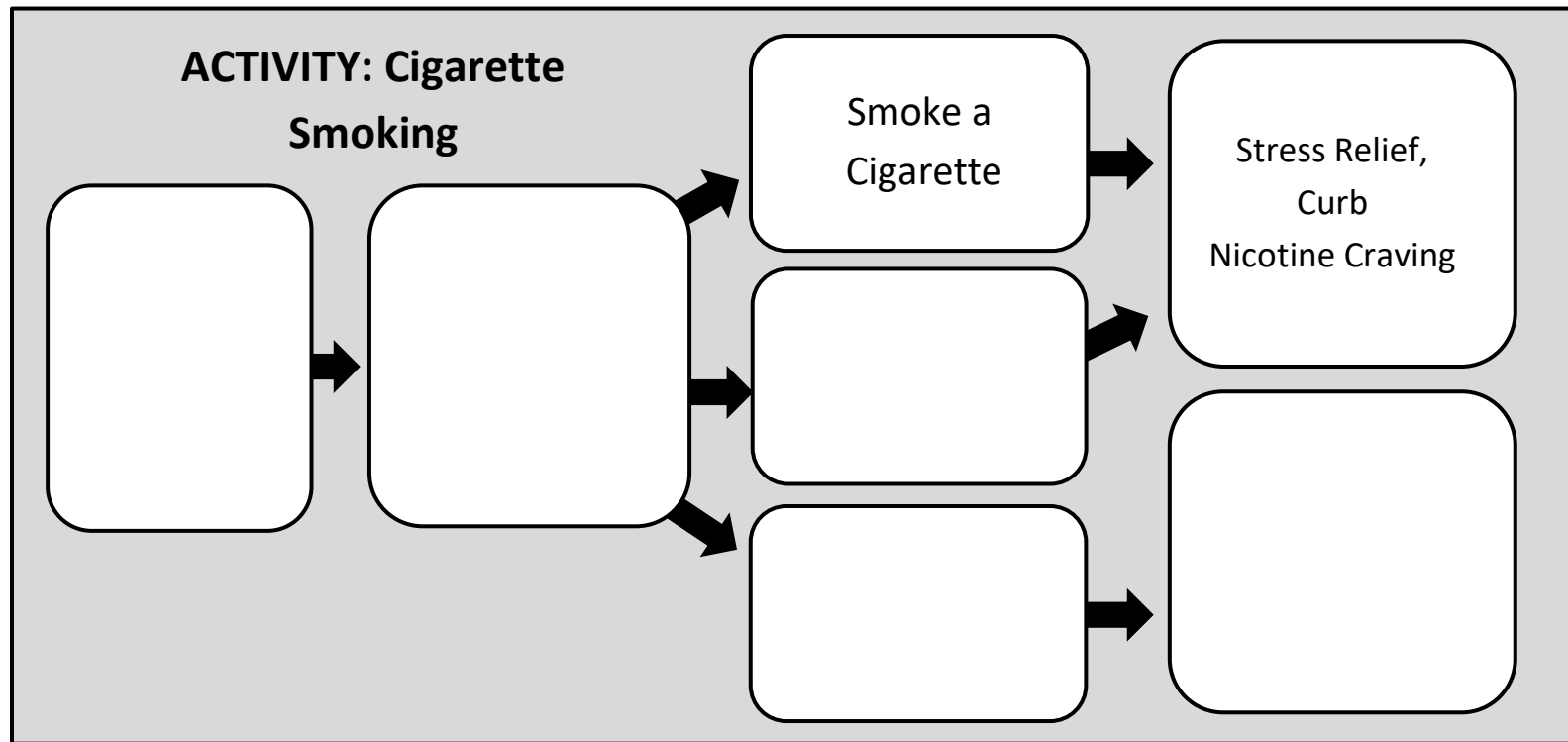
website: www.emergenttree.com
email: questions@emergenttree.com



Teaching Strategies	Response to Mastery	Response to Non-Mastery

Skill Gaps	Performance Gaps





Determining Replacement Behaviors

		Observable/ Measurable	Student Behavior	Easy and Efficient	Functionally Equivalent	Socially Valid
Alice	Receive praise for her hard work throughout the day					
	Fill out a form to request help in the area where she is struggling					
	Put her head down and raise hand at desk					
	Draw a response to writing prompt					
	Reflect on her choices at her desk					

Replacement Behavior Editing Checklist

	Attribute	Yes	No
Socially Valid	1. Targeted/goal behavior is necessary for future student transition and application to settings outside the school day.		
	2. The behavior is acceptable to the teacher and environment the student is in		
Functionally Equivalent	3. Behavior is based on a function category, rather than the topography of behavior.		
	4. Behavior addresses a single function and not a myriad of functions		
Observable and Measurable	5. Behavior written in positive terms for what the student will accomplish, rather than what they should stop.		
	6. Behaviors described are observable and measurable.		
	7. Wording is not subjective or vague. Refrains from using terms such as disrespectful, appropriate, rude, etc.		
Student Behavior	8. The change in student behavior is a verb, not an emotion, thought or lack of a behavior.		
	9. The replacement behavior listed is an action the student would do, not a teacher behavior or an intervention.		
Easy and Efficient	10. The replacement behavior requires equal or less effort than the current challenging behavior.		
	11. Goal behavior is achievable within one calendar year.		

Jacobs Pathway



Setting Event Strategies

Antecedent Interventions

Consequence Interventions

Reinforcement Strategies

Data Tool	Analysis	Purpose
Average Daily Performance		
Behavior Intervals		
Behavior Staff Support Levels		

Monitoring Progress

Example 1	
Example 2	
Example 3	

Additional Notes: